

Committee: Planning Applications Sub-Committee
Date: 11 September 2006

Report of: Interim Director of Environmental Services

Contact Officer: Anniemay Royal Trinnaman
Designation: Senior Administrative Officer **Tel:** 020 8489 5168

Report Title:
Development Control, Building Control Statistics and Planning Enforcement Work Report.

1. PURPOSE:

To advise Members of performance statistics on Development Control, Planning Enforcement and Building Control.

2. SUMMARY:

Summaries of decisions taken within set time targets by Development Control and Planning Enforcement work since the 25 July 2006 Committee meeting and Building Control for July 2006

3. RECOMMENDATIONS

That the report be noted.

4. LOCAL GOVERNMENT (ACCESS TO INFORMATION) ACT 1985

With reference to the above Act the background papers in respect of the following reports summaries comprise the planning application case file.

The planning staff and case files are located at 639 High Road N17. Anyone wishing to inspect the background papers in respect of any of the following reports should contact Development Control Administration on 020 8489 5508.

Report Authorised by:



Shifa Mustafa

Assistant Director

Planning , Environmental Policy & Performance

Planning Applications Sub-Committee 11 September 2006

DEVELOPMENT CONTROL PERFORMANCE STATISTICS

BEST VALUE INDICATOR BV109 - DETERMINING PLANNING APPLICATIONS

July 2006 Performance

In July 2006 there were 175 planning applications determined, with performance in each category as follows -

100% of major applications were determined within 13 weeks (2 out of 2)

87% of minor applications were determined within 8 weeks (40 out of 46 cases)

86% of other applications were determined within 8 weeks (109 out of 127 cases)

For an explanation of the categories see Appendix I

Year Performance - 2006/07

In 2006/07 up to the end of July there were 677 planning applications determined, with performance in each category as follows -

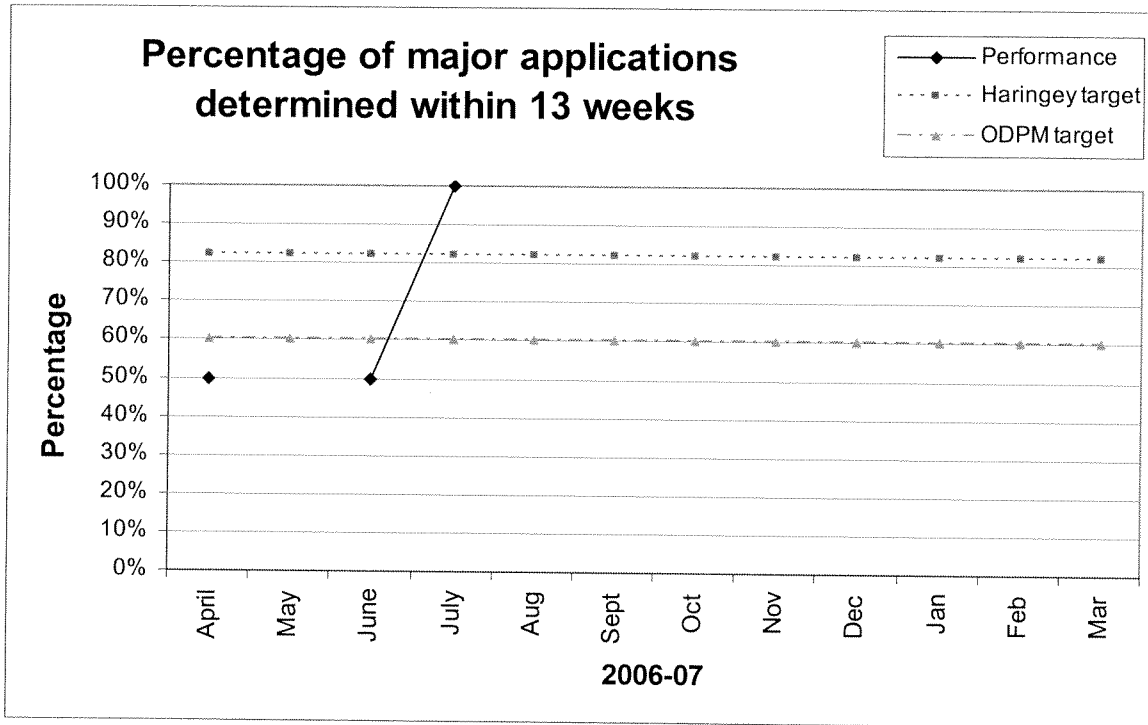
67% of major applications were determined within 13 weeks (4 out of 6 cases)

91% of minor applications were determined within 8 weeks (163 out of 180 cases)

92% of other applications were determined within 8 weeks (450 out of 491 cases)

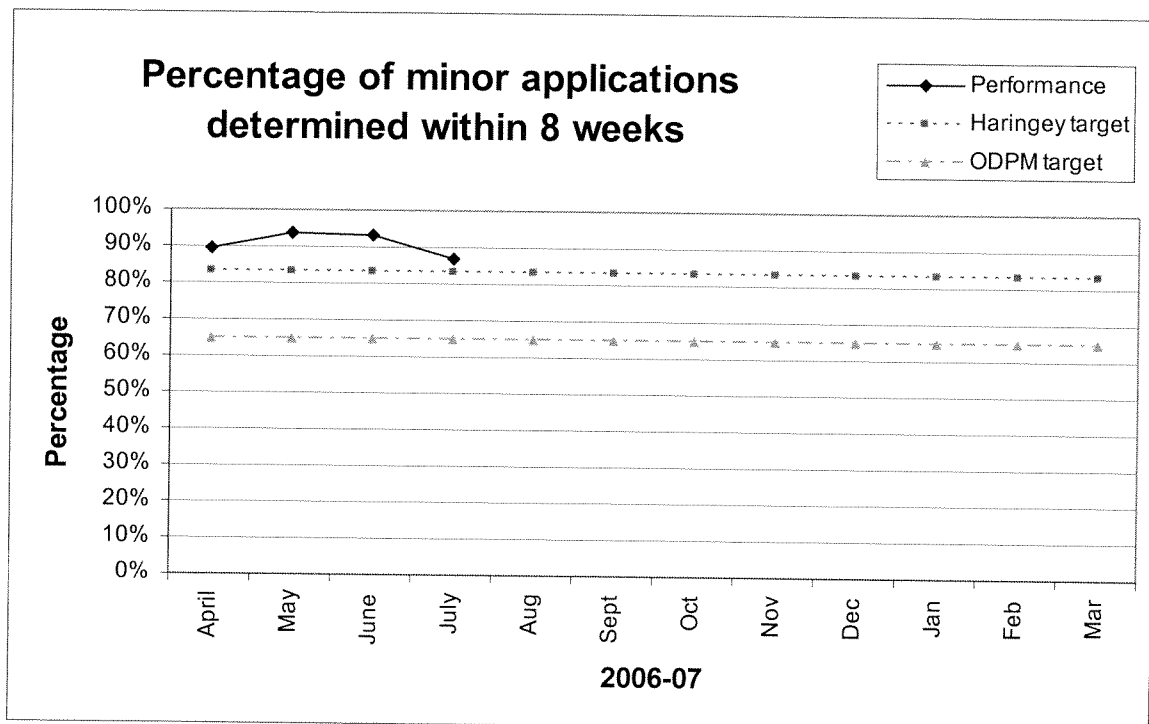
The monthly performance for each of the categories is shown in the following graphs:

Major Applications 2006/07

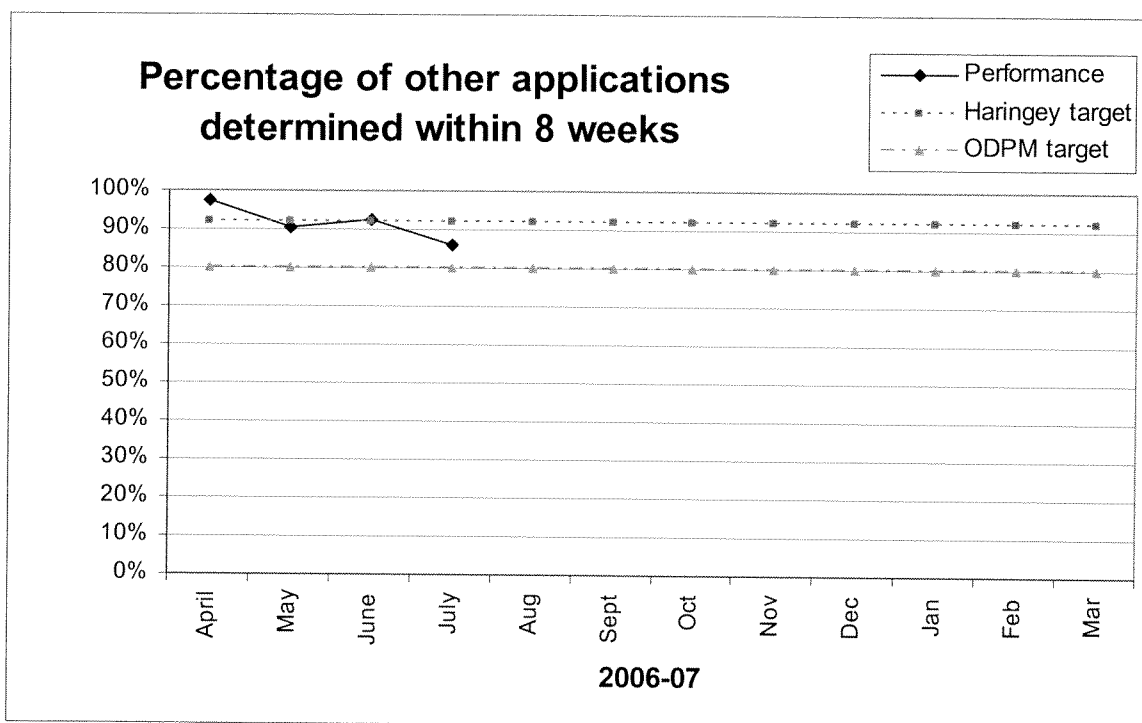


N.B. There were no major decisions in May 2006

Minor Applications 2006/07



Other applications 2006/07



Background/Targets

BV109 is one of the Office of the Deputy Prime Minister (ODPM) Best Value indicators for 2006/07.

It sets the following targets for determining planning applications:

- 60% of major applications within 13 weeks
- 65% of minor applications within 8 weeks
- 80% of other applications within 8 weeks

Haringey has set its own challenging targets for 2006/07 in relation to BV109. These are set out in PEPP Business Plan 2006-09 and are to determine:

- 82% of major applications within 13 weeks
- 83% of minor applications within 8 weeks
- 92% of other applications within 8 weeks

Appendix I

Explanation of categories

The BV109 indicator covers planning applications included in the ODPM PS1/2 statutory return.

It *excludes* the following types of applications - TPO's, Telecommunications, Reserve Matters and Observations.

The definition for each of the category of applications is as follows:

Major applications -

For dwellings, where the number of dwellings to be constructed is 10 or more
For all other uses, where the floorspace to be built is 1,000 sq.m. or more, or where the site area is 1 hectare or more.

Minor application -

Where the development does not meet the requirement for a major application nor the definitions of Change of Use or Householder Development.

Other applications -

All other applications, *excluding* TPO's, Telecommunications, Reserve Matters and Observations.

DEVELOPMENT CONTROL PERFORMANCE STATISTICS

BEST VALUE INDICATOR BV204 - APPEALS AGAINST REFUSAL OF PLANNING PERMISSION

July 2006 Performance

In July 2006 there were 15 planning appeals determined against Haringey's decision to refuse planning permission, with performance being as follows -

60% of appeals allowed on refusals (9 out of 15 cases)

40% of appeals dismissed on refusals (6 out of 15 cases)

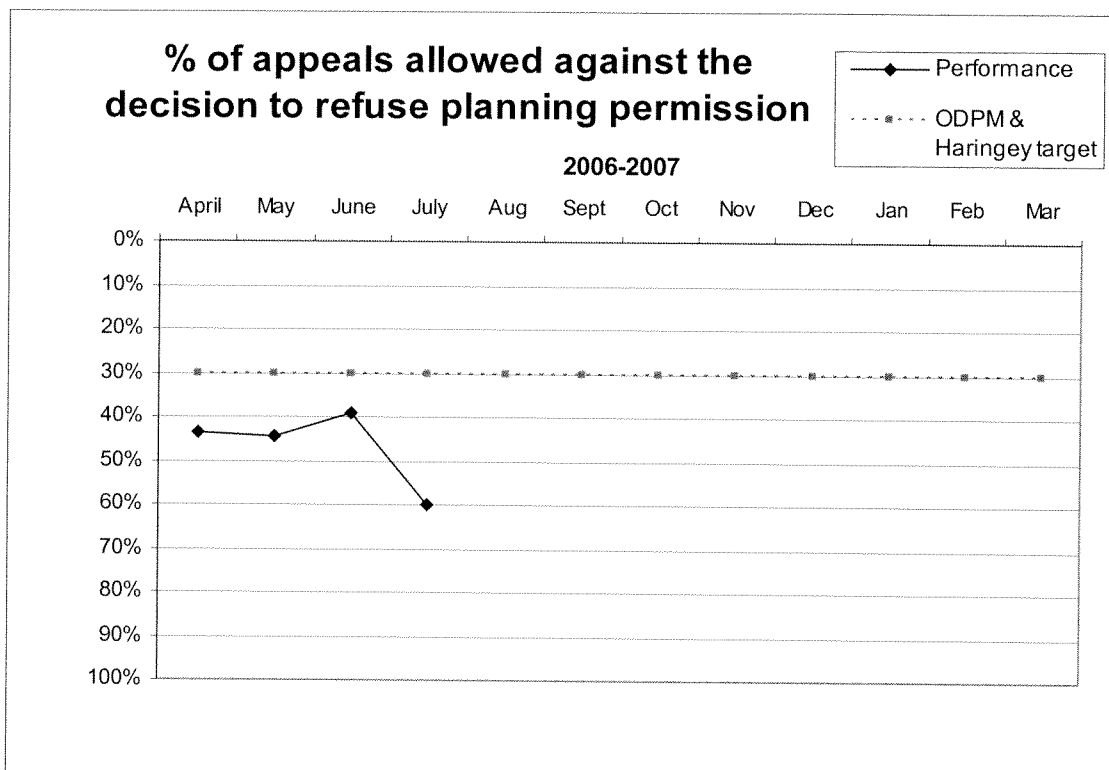
Year Performance - 2006/07

In 2006/07 up to the end of July there were 58 planning appeals determined against Haringey's decision to refuse planning permission, with performance being as follows -

47% of appeals allowed on refusals (27 out of 58 cases)

53% of appeals dismissed on refusals (31 out of 58 cases)

The monthly performance is shown in the following graph:



Background/Targets

BV204 is one of the Office of the Deputy Prime Minister (ODPM) Best Value indicators for 2006/07.

It sets a target for the percentage of appeals allowed against the authority's decision to refuse planning permission.

The target set by ODPM for 2006/07 is 30%^

Haringey has set it's own target for 2006/07 in relation to BV204. This is set out in PEPP Business Plan 2006-09.

The target set by Haringey for 2006/07 is 30%

(^ The lower the percentage of appeals allowed the better the performance)

PLANNING APPLICATIONS SUB-COMMITTEE

11 September 2006

BUILDING CONTROL

July 2006

During the month of July 2006, 150 applications have been received for the purposes of Building Regulations. Of the 150 applications referred to 77 are Building Notices of which 77 (100%) have been processed within 48 hours.

The remaining 73 are Full Plans Applications of which 39 (53%) have been responded to within 3 weeks and 73 (100%) have been decided within the statutory period.

During the same period 760 Building regulations site inspections were requested and were carried out on the same day. Building Control officers involved with safety at sports ground legislation and Entertainment's licensing legislation have made 13 inspections/visits.

Building Control also carried out 10 dangerous structures related inspections, all of which were responded to within 2 hours of initial notification.

Building Control was also notified of contravening works, where 33 inspections were carried out within 2 days of notification.

During the same month 92 letters were received, of which 42 (46%) were responded to within 10 days.